

Planning & Registering Classes

Updated 01/22/2021

Objective: To enroll in courses prior to the semester start date using Student Planning in WebAdvisor's Eagle Self-Service.

TD=Distance Learning (Online)

TM=Central Campus (Classroom & Blended)

TH=Ft. Hood (Classroom & Blended)

TS=Texas Service Areas (i.e. Lampasas, Gatesville, etc.)

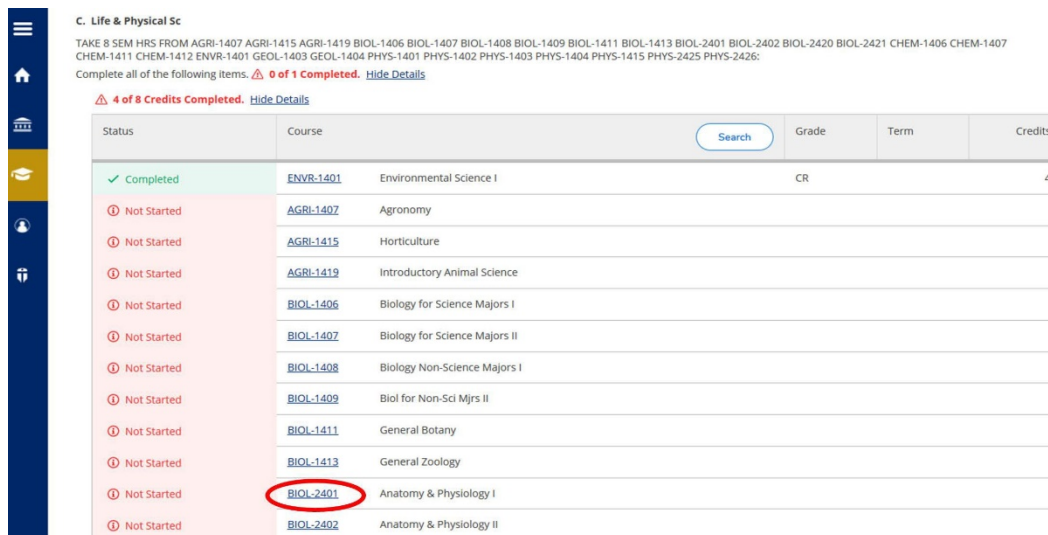
The following steps should be followed to enroll in a course after logging into Eagle Self-Service.

My Progress

Step 1: Click on the **“Go To My Progress”** to get to your degree plan.

- Degree plan will launch and show courses that have been completed as well as courses that have not been started as shown below.

Step 2: Scroll down to click on any **“!Not Started”** course.

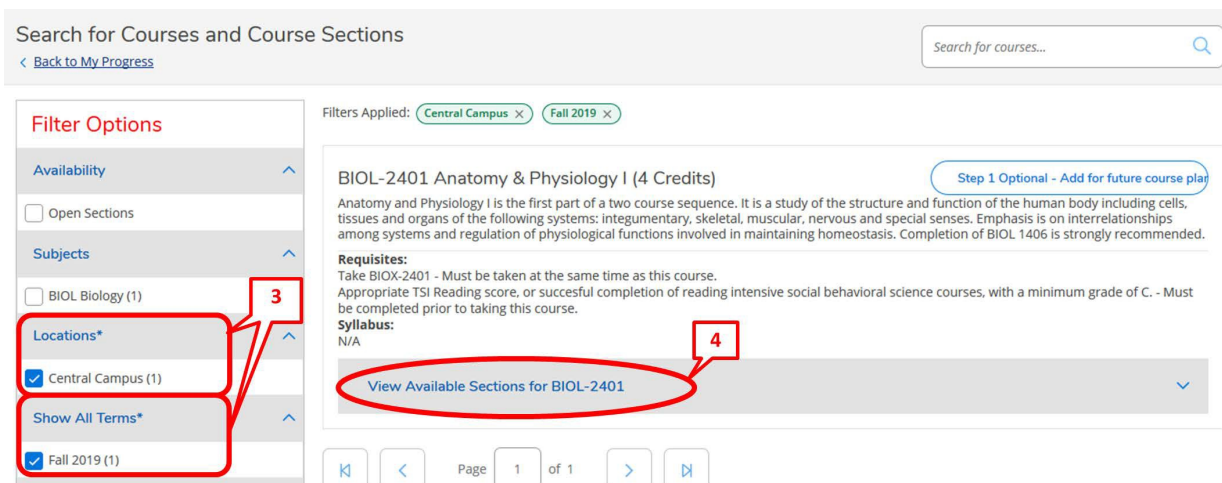


C. Life & Physical Sc
TAKE 8 SEM HRS FROM AGRI-1407 AGRI-1415 AGRI-1419 BIOL-1406 BIOL-1407 BIOL-1408 BIOL-1409 BIOL-1411 BIOL-1413 BIOL-2401 BIOL-2402 BIOL-2420 BIOL-2421 BIOL-2422 BIOL-2423 BIOL-2424 BIOL-2425 BIOL-2426 BIOL-2427 BIOL-2428 BIOL-2429 BIOL-2430 BIOL-2431 BIOL-2432 BIOL-2433 BIOL-2434 BIOL-2435 BIOL-2436 BIOL-2437 BIOL-2438 BIOL-2439 BIOL-2440 BIOL-2441 BIOL-2442 BIOL-2443 BIOL-2444 BIOL-2445 BIOL-2446 BIOL-2447 BIOL-2448 BIOL-2449 BIOL-2450 BIOL-2451 BIOL-2452 BIOL-2453 BIOL-2454 BIOL-2455 BIOL-2456 BIOL-2457 BIOL-2458 BIOL-2459 BIOL-2460 BIOL-2461 BIOL-2462 BIOL-2463 BIOL-2464 BIOL-2465 BIOL-2466 BIOL-2467 BIOL-2468 BIOL-2469 BIOL-2470 BIOL-2471 BIOL-2472 BIOL-2473 BIOL-2474 BIOL-2475 BIOL-2476 BIOL-2477 BIOL-2478 BIOL-2479 BIOL-2480 BIOL-2481 BIOL-2482 BIOL-2483 BIOL-2484 BIOL-2485 BIOL-2486 BIOL-2487 BIOL-2488 BIOL-2489 BIOL-2490 BIOL-2491 BIOL-2492 BIOL-2493 BIOL-2494 BIOL-2495 BIOL-2496 BIOL-2497 BIOL-2498 BIOL-2499 BIOL-2500 BIOL-2501 BIOL-2502 BIOL-2503 BIOL-2504 BIOL-2505 BIOL-2506 BIOL-2507 BIOL-2508 BIOL-2509 BIOL-2510 BIOL-2511 BIOL-2512 BIOL-2513 BIOL-2514 BIOL-2515 BIOL-2516 BIOL-2517 BIOL-2518 BIOL-2519 BIOL-2520 BIOL-2521 BIOL-2522 BIOL-2523 BIOL-2524 BIOL-2525 BIOL-2526 BIOL-2527 BIOL-2528 BIOL-2529 BIOL-2530 BIOL-2531 BIOL-2532 BIOL-2533 BIOL-2534 BIOL-2535 BIOL-2536 BIOL-2537 BIOL-2538 BIOL-2539 BIOL-2540 BIOL-2541 BIOL-2542 BIOL-2543 BIOL-2544 BIOL-2545 BIOL-2546 BIOL-2547 BIOL-2548 BIOL-2549 BIOL-2550 BIOL-2551 BIOL-2552 BIOL-2553 BIOL-2554 BIOL-2555 BIOL-2556 BIOL-2557 BIOL-2558 BIOL-2559 BIOL-2560 BIOL-2561 BIOL-2562 BIOL-2563 BIOL-2564 BIOL-2565 BIOL-2566 BIOL-2567 BIOL-2568 BIOL-2569 BIOL-2570 BIOL-2571 BIOL-2572 BIOL-2573 BIOL-2574 BIOL-2575 BIOL-2576 BIOL-2577 BIOL-2578 BIOL-2579 BIOL-2580 BIOL-2581 BIOL-2582 BIOL-2583 BIOL-2584 BIOL-2585 BIOL-2586 BIOL-2587 BIOL-2588 BIOL-2589 BIOL-2590 BIOL-2591 BIOL-2592 BIOL-2593 BIOL-2594 BIOL-2595 BIOL-2596 BIOL-2597 BIOL-2598 BIOL-2599 BIOL-2600 BIOL-2601 BIOL-2602 BIOL-2603 BIOL-2604 BIOL-2605 BIOL-2606 BIOL-2607 BIOL-2608 BIOL-2609 BIOL-2610 BIOL-2611 BIOL-2612 BIOL-2613 BIOL-2614 BIOL-2615 BIOL-2616 BIOL-2617 BIOL-2618 BIOL-2619 BIOL-2620 BIOL-2621 BIOL-2622 BIOL-2623 BIOL-2624 BIOL-2625 BIOL-2626 BIOL-2627 BIOL-2628 BIOL-2629 BIOL-2630 BIOL-2631 BIOL-2632 BIOL-2633 BIOL-2634 BIOL-2635 BIOL-2636 BIOL-2637 BIOL-2638 BIOL-2639 BIOL-2640 BIOL-2641 BIOL-2642 BIOL-2643 BIOL-2644 BIOL-2645 BIOL-2646 BIOL-2647 BIOL-2648 BIOL-2649 BIOL-2650 BIOL-2651 BIOL-2652 BIOL-2653 BIOL-2654 BIOL-2655 BIOL-2656 BIOL-2657 BIOL-2658 BIOL-2659 BIOL-2660 BIOL-2661 BIOL-2662 BIOL-2663 BIOL-2664 BIOL-2665 BIOL-2666 BIOL-2667 BIOL-2668 BIOL-2669 BIOL-2670 BIOL-2671 BIOL-2672 BIOL-2673 BIOL-2674 BIOL-2675 BIOL-2676 BIOL-2677 BIOL-2678 BIOL-2679 BIOL-2680 BIOL-2681 BIOL-2682 BIOL-2683 BIOL-2684 BIOL-2685 BIOL-2686 BIOL-2687 BIOL-2688 BIOL-2689 BIOL-2690 BIOL-2691 BIOL-2692 BIOL-2693 BIOL-2694 BIOL-2695 BIOL-2696 BIOL-2697 BIOL-2698 BIOL-2699 BIOL-2700 BIOL-2701 BIOL-2702 BIOL-2703 BIOL-2704 BIOL-2705 BIOL-2706 BIOL-2707 BIOL-2708 BIOL-2709 BIOL-2710 BIOL-2711 BIOL-2712 BIOL-2713 BIOL-2714 BIOL-2715 BIOL-2716 BIOL-2717 BIOL-2718 BIOL-2719 BIOL-2720 BIOL-2721 BIOL-2722 BIOL-2723 BIOL-2724 BIOL-2725 BIOL-2726 BIOL-2727 BIOL-2728 BIOL-2729 BIOL-2730 BIOL-2731 BIOL-2732 BIOL-2733 BIOL-2734 BIOL-2735 BIOL-2736 BIOL-2737 BIOL-2738 BIOL-2739 BIOL-2740 BIOL-2741 BIOL-2742 BIOL-2743 BIOL-2744 BIOL-2745 BIOL-2746 BIOL-2747 BIOL-2748 BIOL-2749 BIOL-2750 BIOL-2751 BIOL-2752 BIOL-2753 BIOL-2754 BIOL-2755 BIOL-2756 BIOL-2757 BIOL-2758 BIOL-2759 BIOL-2760 BIOL-2761 BIOL-2762 BIOL-2763 BIOL-2764 BIOL-2765 BIOL-2766 BIOL-2767 BIOL-2768 BIOL-2769 BIOL-2770 BIOL-2771 BIOL-2772 BIOL-2773 BIOL-2774 BIOL-2775 BIOL-2776 BIOL-2777 BIOL-2778 BIOL-2779 BIOL-2780 BIOL-2781 BIOL-2782 BIOL-2783 BIOL-2784 BIOL-2785 BIOL-2786 BIOL-2787 BIOL-2788 BIOL-2789 BIOL-2790 BIOL-2791 BIOL-2792 BIOL-2793 BIOL-2794 BIOL-2795 BIOL-2796 BIOL-2797 BIOL-2798 BIOL-2799 BIOL-2800 BIOL-2801 BIOL-2802 BIOL-2803 BIOL-2804 BIOL-2805 BIOL-2806 BIOL-2807 BIOL-2808 BIOL-2809 BIOL-2810 BIOL-2811 BIOL-2812 BIOL-2813 BIOL-2814 BIOL-2815 BIOL-2816 BIOL-2817 BIOL-2818 BIOL-2819 BIOL-2820 BIOL-2821 BIOL-2822 BIOL-2823 BIOL-2824 BIOL-2825 BIOL-2826 BIOL-2827 BIOL-2828 BIOL-2829 BIOL-2830 BIOL-2831 BIOL-2832 BIOL-2833 BIOL-2834 BIOL-2835 BIOL-2836 BIOL-2837 BIOL-2838 BIOL-2839 BIOL-2840 BIOL-2841 BIOL-2842 BIOL-2843 BIOL-2844 BIOL-2845 BIOL-2846 BIOL-2847 BIOL-2848 BIOL-2849 BIOL-2850 BIOL-2851 BIOL-2852 BIOL-2853 BIOL-2854 BIOL-2855 BIOL-2856 BIOL-2857 BIOL-2858 BIOL-2859 BIOL-2860 BIOL-2861 BIOL-2862 BIOL-2863 BIOL-2864 BIOL-2865 BIOL-2866 BIOL-2867 BIOL-2868 BIOL-2869 BIOL-2870 BIOL-2871 BIOL-2872 BIOL-2873 BIOL-2874 BIOL-2875 BIOL-2876 BIOL-2877 BIOL-2878 BIOL-2879 BIOL-2880 BIOL-2881 BIOL-2882 BIOL-2883 BIOL-2884 BIOL-2885 BIOL-2886 BIOL-2887 BIOL-2888 BIOL-2889 BIOL-2890 BIOL-2891 BIOL-2892 BIOL-2893 BIOL-2894 BIOL-2895 BIOL-2896 BIOL-2897 BIOL-2898 BIOL-2899 BIOL-2900 BIOL-2901 BIOL-2902 BIOL-2903 BIOL-2904 BIOL-2905 BIOL-2906 BIOL-2907 BIOL-2908 BIOL-2909 BIOL-2910 BIOL-2911 BIOL-2912 BIOL-2913 BIOL-2914 BIOL-2915 BIOL-2916 BIOL-2917 BIOL-2918 BIOL-2919 BIOL-2920 BIOL-2921 BIOL-2922 BIOL-2923 BIOL-2924 BIOL-2925 BIOL-2926 BIOL-2927 BIOL-2928 BIOL-2929 BIOL-2930 BIOL-2931 BIOL-2932 BIOL-2933 BIOL-2934 BIOL-2935 BIOL-2936 BIOL-2937 BIOL-2938 BIOL-2939 BIOL-2940 BIOL-2941 BIOL-2942 BIOL-2943 BIOL-2944 BIOL-2945 BIOL-2946 BIOL-2947 BIOL-2948 BIOL-2949 BIOL-2950 BIOL-2951 BIOL-2952 BIOL-2953 BIOL-2954 BIOL-2955 BIOL-2956 BIOL-2957 BIOL-2958 BIOL-2959 BIOL-2960 BIOL-2961 BIOL-2962 BIOL-2963 BIOL-2964 BIOL-2965 BIOL-2966 BIOL-2967 BIOL-2968 BIOL-2969 BIOL-2970 BIOL-2971 BIOL-2972 BIOL-2973 BIOL-2974 BIOL-2975 BIOL-2976 BIOL-2977 BIOL-2978 BIOL-2979 BIOL-2980 BIOL-2981 BIOL-2982 BIOL-2983 BIOL-2984 BIOL-2985 BIOL-2986 BIOL-2987 BIOL-2988 BIOL-2989 BIOL-2990 BIOL-2991 BIOL-2992 BIOL-2993 BIOL-2994 BIOL-2995 BIOL-2996 BIOL-2997 BIOL-2998 BIOL-2999 BIOL-3000

| Status | Course | Grade | Term | Credits |
|-------------|---|-------|------|---------|
| Completed | ENVR-1401 Environmental Science I | CR | | 4 |
| Not Started | AGRI-1407 Agronomy | | | |
| Not Started | AGRI-1415 Horticulture | | | |
| Not Started | AGRI-1419 Introductory Animal Science | | | |
| Not Started | BIOL-1406 Biology for Science Majors I | | | |
| Not Started | BIOL-1407 Biology for Science Majors II | | | |
| Not Started | BIOL-1408 Biology Non-Science Majors I | | | |
| Not Started | BIOL-1409 Biol for Non-Sci Mjrs II | | | |
| Not Started | BIOL-1411 General Botany | | | |
| Not Started | BIOL-1413 General Zoology | | | |
| Not Started | BIOL-2401 Anatomy & Physiology I | | | |
| Not Started | BIOL-2402 Anatomy & Physiology II | | | |

Step 3: Once course has been selected, you must use the filter options for **“Locations”** and **“Terms”**.

Step 4: Click on **“View Available Sections for...”** for course selected.



Search for Courses and Course Sections

Search for courses...

Filters Applied: Central Campus × Fall 2019 ×

BIOL-2401 Anatomy & Physiology I (4 Credits)

Step 1 Optional - Add for future course plan

Anatomy and Physiology I is the first part of a two course sequence. It is a study of the structure and function of the human body including cells, tissues and organs of the following systems: integumentary, skeletal, muscular, nervous and special senses. Emphasis is on interrelationships among systems and regulation of physiological functions involved in maintaining homeostasis. Completion of BIOL 1406 is strongly recommended.

Requisites:
Take BIOX-2401 - Must be taken at the same time as this course.
Appropriate TSI Reading score, or successful completion of reading intensive social behavioral science courses, with a minimum grade of C. - Must be completed prior to taking this course.

Syllabus:
N/A

View Available Sections for BIOL-2401

Page 1 of 1

Step 5: Find the section you want to add to your schedule and click on **“Step 2. Add Course Section to Schedule”**.

| Anatomy & Physiology I TM600 Runs from 8/26/2019 - 12/13/2019 | | | |
|--|---|--|-------------|
| Seats | Times | Locations | Instructors |
| 11 | M/W 5:00 PM - 6:20 PM 8/26/2019 - 12/13/2019 | Central Campus, Science Center 1080 Lecture | Lotay, S |
| | M/W 6:30 PM - 7:50 PM 8/26/2019 - 12/13/2019 | Central Campus, Science Center 1087 Laboratory | |

Step 6: Click on **“Add Section. Next step is to register.”** in the dialog box.

Section Details

BIOL-2401-TM600 Anatomy & Physiology I
Fall 2019

Instructors Lotay, S (sandeep.lotay@ctcd.edu)

Meeting Information
M, W 5:00 PM 6:20 PM
8/26/2019 - 12/13/2019
Central Campus, Science Center 1080 (Lecture)
M, W 6:30 PM 7:50 PM
8/26/2019 - 12/13/2019
Central Campus, Science Center 1087 (Laboratory)

Dates 8/26/2019 - 12/13/2019

Seats Available 11 of 30 Total

Credits 4

Grading Graded

Requisites

6 Appropriate TSI Reading score, or successful completion of reading intensive social behavioral science courses, with a minimum grade of C. - Must be completed prior to taking

Close Add Section. Next step is to register.

Step 7: A message will appear in the top right-hand corner stating the course has been planned. You must now register for this course.

Academics · Student Planning · Course Catalog

7 BIOL-2401-TM600 has been planned on the schedule.

IMPORTANT! Use the Filter Options to narrow down to specific course sections [Course Search Instructions](#)
Attention Financial Aid Students: Students receiving Title IV Funding (PELL, Loans, SEOG and Work Study) must take classes 1
2018 Aug 13 - Dec 31, Spring 2019 Jan 1 - May 12, Summer 2019 May 13 - Aug 11.

Search for Courses and Course Sections Search for courses...

[Back to Planning Overview](#)

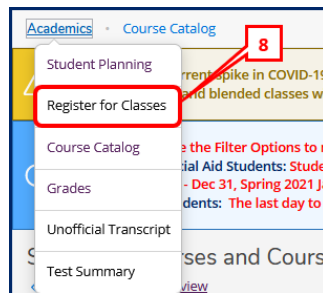
Filter Options

Filters Applied: Central Campus Fall 2019

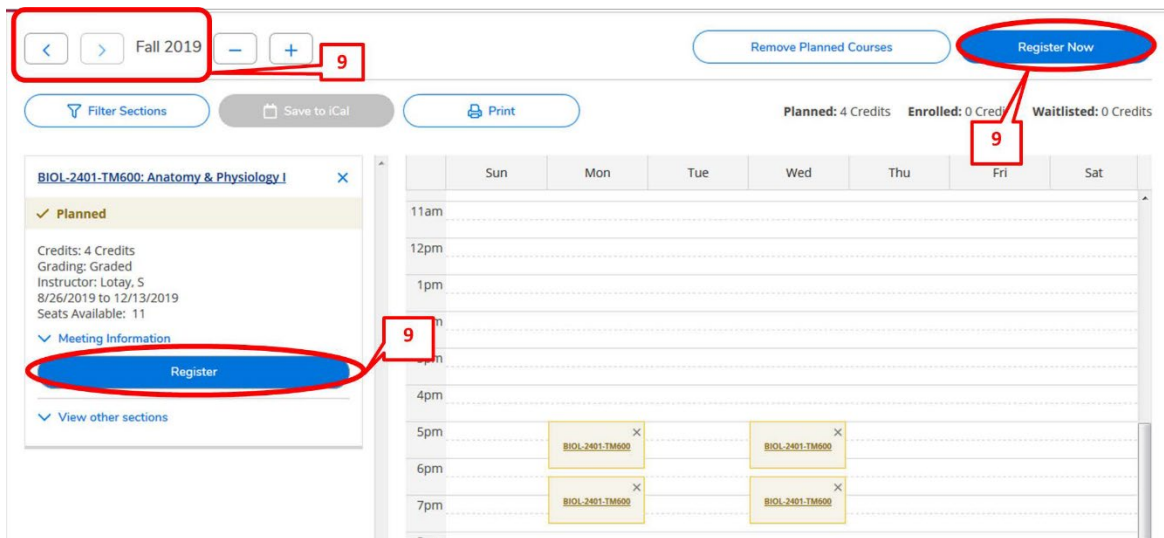
BIOL-2401 Anatomy & Physiology I (4 Credits) Step 1 Optional - Add for future course plan

Anatomy and Physiology I is the first part of a two course sequence. It is a study of the structure and function of the human body including cells, tissues and organs of the following systems: integumentary, skeletal, muscular, nervous and special senses. Emphasis is on interrelationships among systems and regulation of physiological functions involved in maintaining homeostasis. Completion of BIOL 1406 is strongly recommended.

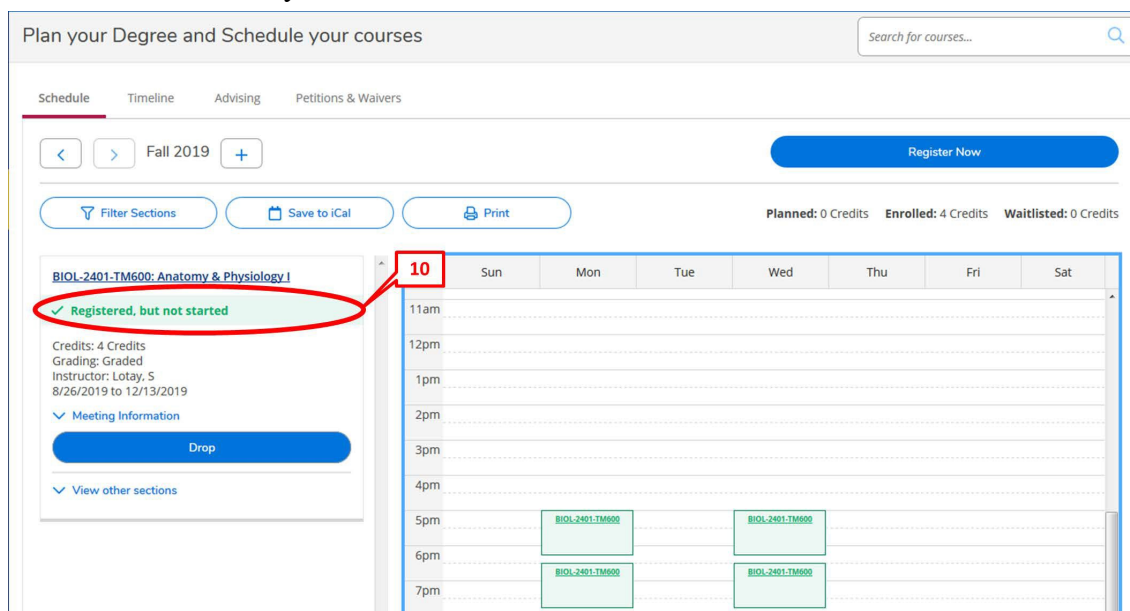
Step 8: Mouse over **“Academics”** and select **“Register for Classes”** from the drop-down menu.



Step 9: Ensure you have the correct term appearing on the top left-hand side. If not, change the term by clicking on the arrow pointing to the right. Click on **“Register”** or **“Register Now”** to register for the courses you placed in the “planned” section.



Step 10: Once you click on "Register" or "Register Now", the course status will appear in green and state that you are **“registered, but not started”**. The **“not started”** statement indicates the course has not yet started.



****NOTE:** The above steps can be repeated to enroll in other courses.








Course Catalog:

Another method to enroll in courses is to search the “**Course Catalog**” section of Student Planning. The following steps are how to register using the Course Catalog:

Step 1: Click on “**Course Catalog**” on the Eagle Self-Service menu.

1. If you are in Student Planning, then click on “Academics”. In the drop-down menu click on “**Course Catalog**”.

Hello, Welcome to Eagle Self-Service!
Choose a category to get started.

| | |
|---|--|
|  Student Finance Here you can view your latest statement and make a payment online. |  Financial Aid Here you can access financial aid data, forms, etc. |
|  Tax Information Here you can change your consent for e-delivery of tax information. |  Banking Information Here you can view and update your banking information. |
|  Student Planning Here you can plan courses to take in the future, view your degree progress, and register in course sections during registration periods. |  Course Catalog Here you can view and search the course catalog. |
|  Grades Here you can view your grades by term. | |

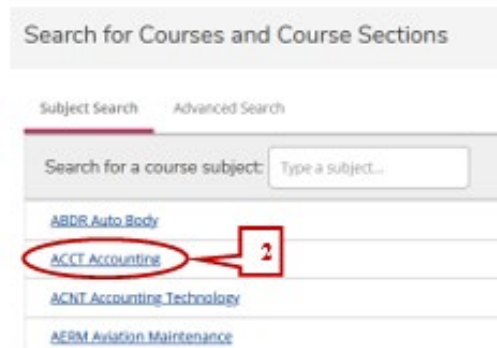
Academics - Student Planning - Planning Overview

Student Planning
Register for Classes
Course Catalog
Grades
Unofficial Transcript
Test Summary

Start by going to My Progress to see your academic progress in your degree and search for courses.
[Go to My Progress](#)

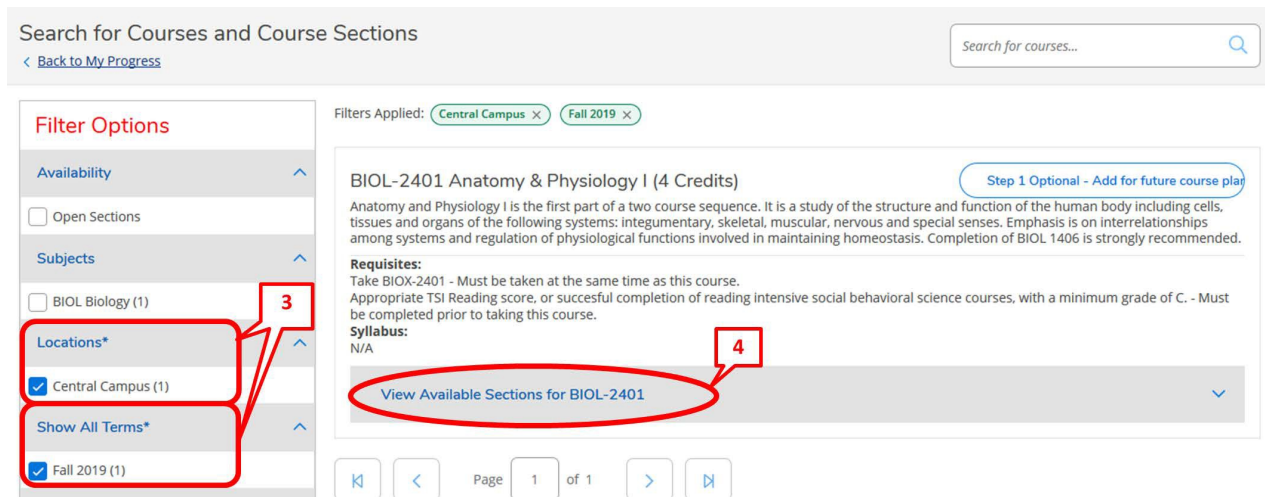
Programs Cumulative GPA

Step 2: Click on the course subject. Example: ACCT. All courses with the subject name “ACCT” will appear.



Step 3: Once course has been selected, you must use the filter options for “Locations” and “Terms”.

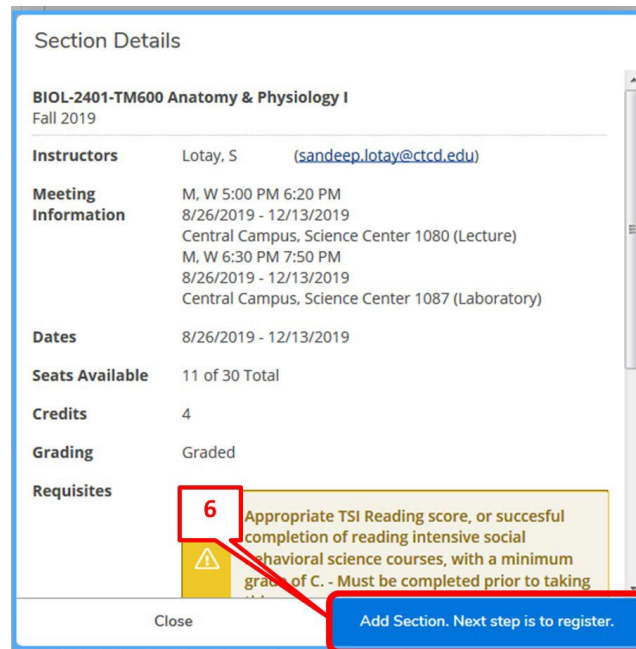
Step 4: Click on “View Available Sections for...” for course selected.



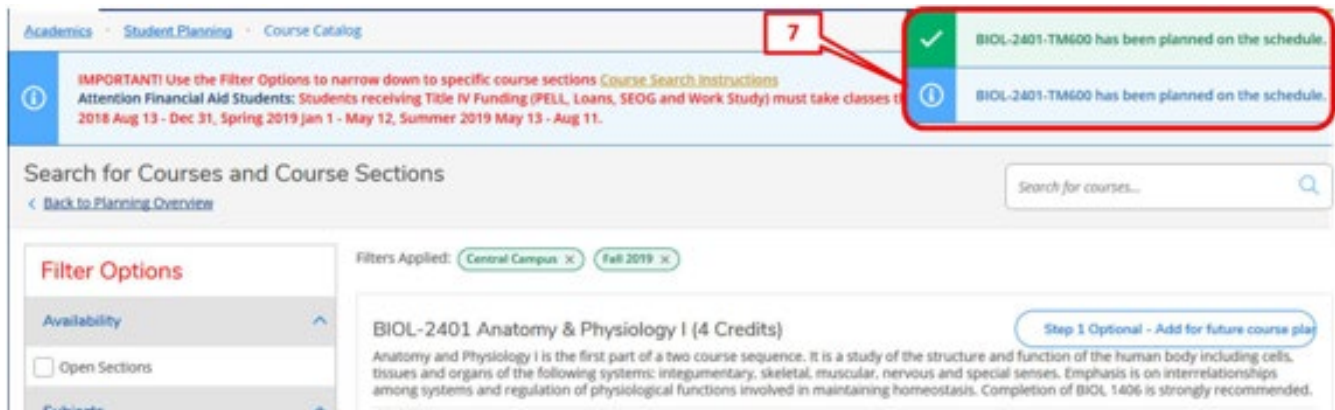
Step 5: Find the section you want to add to your schedule and click on “Step 2. Add Course Section to Schedule”.

| Anatomy & Physiology I TM600 Runs from 8/26/2019 - 12/13/2019 | | | |
|--|---|--|-------------|
| Seats | Times | Locations | Instructors |
| 11 | M/W 5:00 PM - 6:20 PM 8/26/2019 - 12/13/2019 | Central Campus, Science Center 1080 Lecture | Lotay, S |
| | M/W 6:30 PM - 7:50 PM 8/26/2019 - 12/13/2019 | Central Campus, Science Center 1087 Laboratory | |

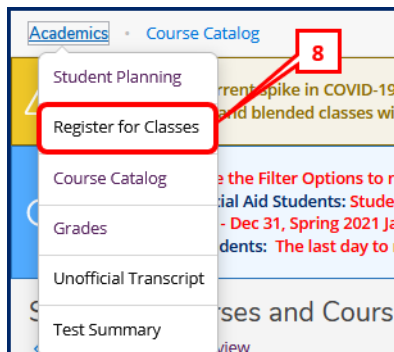
Step 6: Click on **“Add Section. Next step is to register.”** in the dialog box.



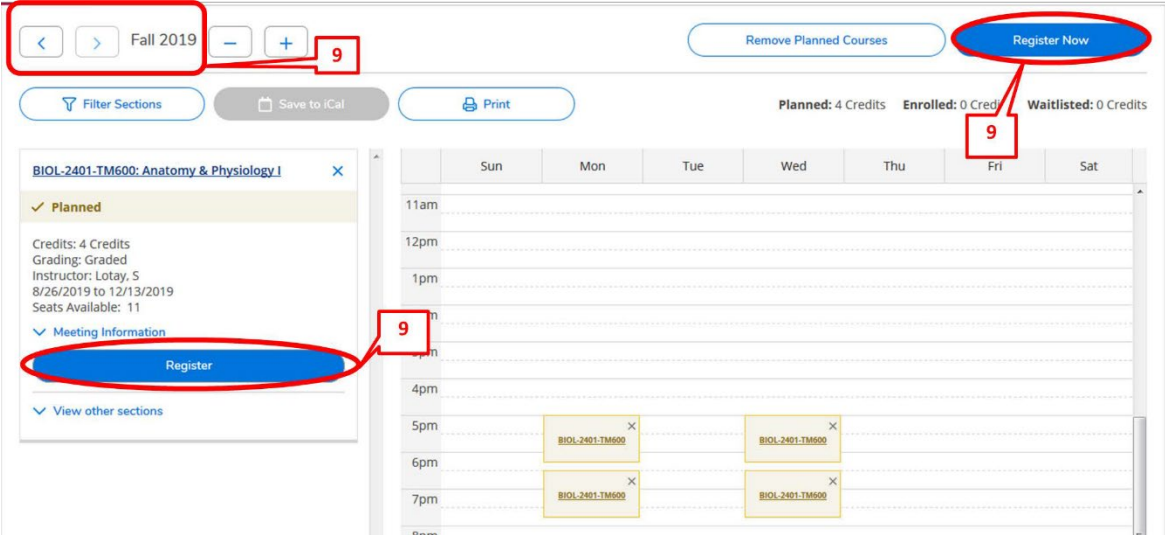
Step 7: A message will appear in the top right-hand corner stating the course has been planned. You must now register for this course.



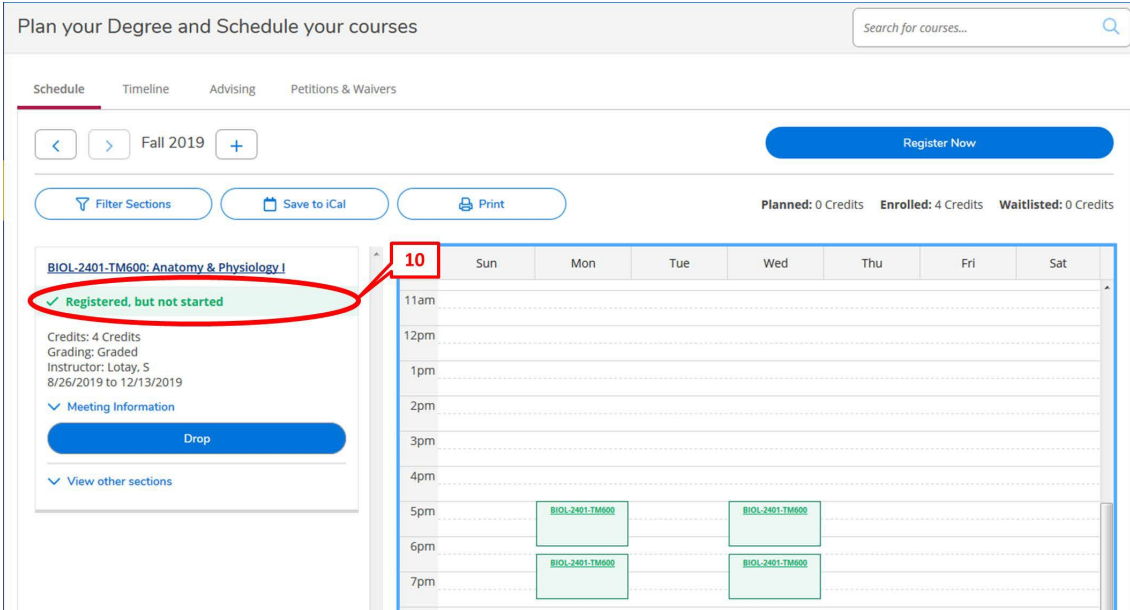
Step 8: Mouse over **“Academics”** and select **“Register for Classes”** from the drop-down menu.



Step 9: Ensure you have the correct term appearing on the top left-hand side. If not, change the term by clicking on the arrow pointing to the right. Click on **“Register”** or **“Register Now”** to register for the courses you placed in the “planned” section.



Step 10: Once you click on "Register" or "Register Now", the course status will appear in green and state that you are **“registered, but not started”**. The **“not started”** statement indicates the course has not yet started.










****NOTE:** The above steps can be repeated to enroll in other courses.

Course Catalog – Advanced Search:

Step 1: Click on “Course Catalog” on the Eagle Self-Service menu.

- If you are in Student Planning, then click on “Academics”. In the drop-down menu click on “Course Catalog”.

Hello, Welcome to Eagle Self-Service!
Choose a category to get started.

| | |
|---|--|
|  Student Finance Here you can view your latest statement and make a payment online. |  Financial Aid Here you can access financial aid data, forms, etc. |
|  Tax Information Here you can change your consent for e-delivery of tax information. |  Banking Information Here you can view and update your banking information. |
|  Student Planning Here you can plan courses to take in the future, view your degree progress, and register in course sections during registration periods. |  Course Catalog Here you can view and search the course catalog. |
|  Grades Here you can view your grades by term. | |

Academics - Student Planning - Planning Overview

Student Planning
Register for Classes
Course Catalog
Grades
Unofficial Transcript
Test Summary

Started
help you your courses and earn your degree. Here are 2 steps to get you started:

Your Progress
Start by going to My Progress to see your academic progress in your degree and search for courses.
[Go to My Progress](#)

Programs Cumulative GPA

Step 2: Click on “Advanced Search”

- The Advanced Search is an option to apply more filters and then follow through the same steps.

Search for Courses and Course Sections

Subject Search **Advanced Search**

Search for a course subject:

[ABDR Auto Body](#)

[ACCT Accounting](#)

[ACNT Accounting Technology](#)

Step 3: Enter information such as term, location, class meeting days, and instructor for a more specific search. Click on “**Search**”.

- **Results View:** **Catalog Listing** will show *ALL* class sections meeting your search criteria. **Section Listing** will show a list of class sections meeting your criteria in which only have seats available.

Catalog Advanced Search

Results View

Catalog Listing
 Section Listing

Term: Spring 2021
 Meeting Start Date: M/d/yyyy
 Meeting End Date: M/d/yyyy

Courses And Sections: ACCT Accounting
 2301
 Section

Subject: Course number
 Section

Subject: Course number
 Section

+ Add More...

Days Of Week

Sunday Monday Tuesday Wednesday
 Thursday Friday Saturday

Location: Distance Learning

Time Of Day: Select Time Of Day

Time Starts by: hh:mm AM/PM
 Time Ends by: hh:mm AM/PM

Step 4: Click on “**Add**” for course selected.

Advanced Search Selection: ACCT-2301

Filters Applied: Distance Learning x Spring 2021 x

| Add To Schedule | Term | Section Name | Title | Planned Status | Dates | Location | Meeting Information | Faculty | Available / Capacity / Waitlist | Credits | Academic Level |
|---|-------------|-----------------|-------------------------------|----------------|---------------------|-------------------|--|----------|---------------------------------|-----------|----------------|
| <input checked="" type="button" value="Add"/> | Spring 2021 | ACCT-2301-TD005 | Principles of Financial Acct. | | 1/19/2021-4/16/2021 | Distance Learning | 1/19/2021 - 4/16/2021 OLDL INTERNET (OLL) | White, C | 1 / 55 / 0 | 3 Credits | |
| <input checked="" type="button" value="Add"/> | Spring 2021 | ACCT-2301-TD007 | Principles of Financial Acct. | | 2/16/2021-4/30/2021 | Distance Learning | 2/16/2021 - 4/30/2021 OLDL INTERNET (OLL) | White, C | 11 / 55 / 0 | 3 Credits | |
| <input checked="" type="button" value="Add"/> | Spring 2021 | ACCT-2301-TD008 | Principles of Financial Acct. | | 3/22/2021-5/14/2021 | Distance Learning | 3/22/2021 - 5/14/2021 OLDL INTERNET (OLL) | White, C | 10 / 45 / 0 | 3 Credits | |
| <input checked="" type="button" value="Add"/> | Spring 2021 | ACCT-2301-TD010 | Principles of Financial Acct. | | 1/19/2021-5/14/2021 | Distance Learning | 1/19/2021 - 5/14/2021 OLDL INTERNET (OLL) | White, C | 8 / 55 / 0 | 3 Credits | |

Step 5: Click on **“Add Section. Next step is to register.”** in the dialog box. The section will then show as planned.

Section Details

ACCT-2301-TD007 Principles of Financial Acct.
Spring 2021

Instructors White, C (cynthia.white@ctcd.edu, 254-526-1144)

Meeting Information 2/16/2021 - 4/30/2021
Distance Learning, 100% Online-No Face-to-Face INTERNET (Online Lecture)

Dates 2/16/2021 - 4/30/2021

Seats Available 11 of 55 Total

Credits 3

Grading Graded

Requisites None

Course Description This course is an introduction to the fundamental concepts of financial accounting as prescribed by U.S. generally accepted accounting principles (GAAP) as applied to transactions and events that affect business organizations. Students will examine the procedures and systems to accumulate, analyze, measure, and record financial transactions. Students will use recorded financial information to prepare a balance sheet, income statement, statement of cash flows, and statement of shareholders' equity to communicate the business entity's results of operations and financial position to users of financial information who are external to the company. Students will study the nature of assets, liabilities, and owners' equity while learning to use reported financial information for purposes of making decisions about the company. Students will be exposed to International Financial Reporting Standards (IFRS).

Books [Bookstore Information](#)

Close 5

Add Section. Next step is to register.

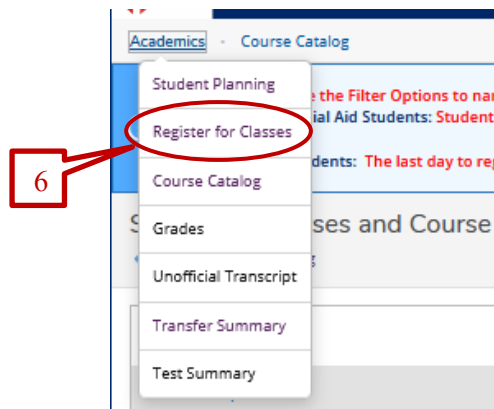
Advanced Search Selection: ACCT-2301

Filters Applied: Distance Learning x Spring 2021 x

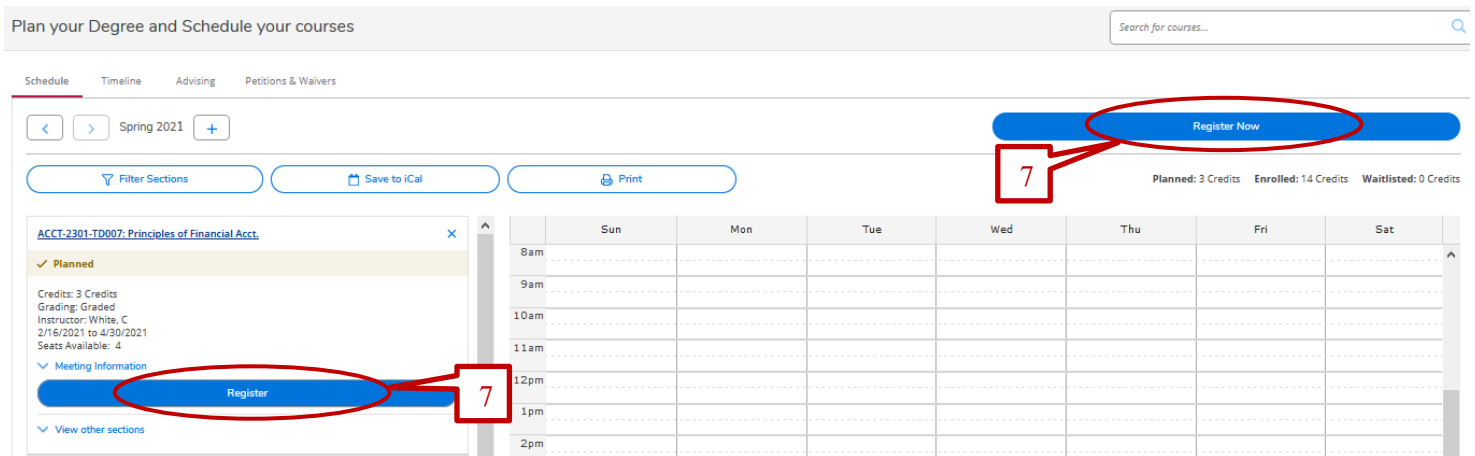
| Add To Schedule | Term | Section Name ^ | Title | Planned Status | Dates |
|---|-------------|---------------------------------|-------------------------------|----------------|---------------------|
| Add | Spring 2021 | ACCT-2301-TD005 | Principles of Financial Acct. | | 1/19/2021-4/16/2021 |
| Add | Spring 2021 | ACCT-2301-TD007 | Principles of Financial Acct. | ✓ Planned | 2/16/2021-4/30/2021 |
| Add | Spring 2021 | ACCT-2301-TD008 | Principles of Financial Acct. | | 3/15/2021-4/30/2021 |
| Add | Spring 2021 | ACCT-2301-TD010 | Principles of Financial Acct. | | 1/19/2021-5/14/2021 |

5

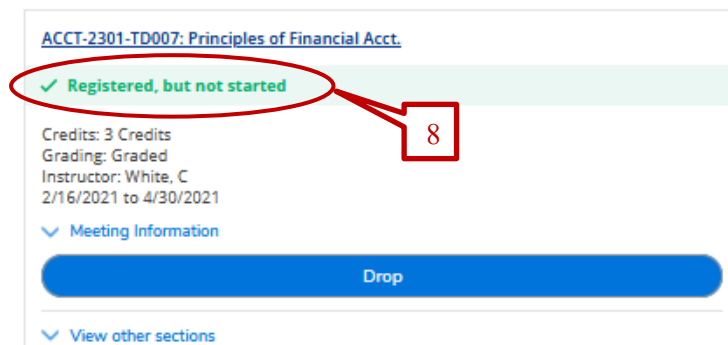
Step 6: Mouse over “**Academics**” and select “**Register for Classes**” from the drop-down menu.



Step 7: Ensure you have the correct term appearing on the top left-hand side. If not, change the term by clicking on the arrow pointing to the right. Click on “**Register**” or “**Register Now**” to register for the courses you placed in the “planned” section.



Step 8: Once you click on "Register" or "Register Now", the course status will appear in green and state that you are “**registered, but not started**”. The “**not started**” statement indicates the course has not yet started.



****NOTE:** The above steps can be repeated to enroll in other courses.